

POWERED by
HONDATM
Only Thermic 22 H

Thermic 22 H Thermic 18 BS







PRESSURE
350-500 bar



Equipped with:

- Comet TW Premium, TW 500 bar Premium pumps with brass pump head and ceramic pistons
- Briggs & Stratton Vanguard (Thermic 18 BS)/Honda engine GX 690 (Thermic 22 H)
- Gearbox (with 1560 rpm pump)
- Electrical starting
- Ø 300 industrial wheels with brake
- No engine-oil safety device (oil-alert)
- **Hour counter**
- Automatic decelerator to reduce the number of revs in the bypass phase
- Stainless steel gradual pressure restoration valve with EASY-START
- Thermostatic valve
- Water filter, readily serviceable cartridge type
- Water suction from external tank option (self priming pumps)
- Hose reel with 20 mt hose can be mounted on request (cod. 0.966.0035)

Standard equipment:

- 0.966.0004 Gun ML 955 - M24 with quick coupling (Thermic 18 BS) 
- 0.966.0006 Gun ML 710 with quick coupling M24-M24 (Thermic 22 H) 
- 0.966.0008 lance SF40 mecline M24 (Thermic 18 BS) 
- 0.966.0010 S/S Lance 500 bar L70 M24 (Thermic 22 H) 
- 0.966.0054 Nozzle 045 - (mod. 3518 BS)
- 0.966.0041 Nozzle 050 - (mod. 3521 H)
- 0.966.0040 Nozzle 040 - (mod. 4018 H)
- 0.966.0038 Nozzle 028 - (mod. 5015 H)
- 0.966.0012 High pressure hose 10 m (Thermic 18 BS)
- 0.966.0013 High pressure hose 10 m (Thermic 22H)

Optional:

- Rotox lance
 - cod. 0.966.0019 (mod.3521)
 - cod. 0.966.0018 (mod.4018)
 - cod. 0.966.0016 (mod.5015)
- Pipe cleaning hose 25 m.
 - cod. 0.966.0023 (mod.3521/4018)
 - cod. 0.966.0022 (mod.5015)
- Extension hose 20 m.
 - cod. 0.966.0027 (mod.3521)
 - cod. 0.966.0026 (mod.4018/5015)
- Sand-blasting lance 500 bar
 - cod. 0.966.0032 (mod.3521)
 - cod. 0.966.0031 (mod.4018)
 - cod. 0.966.0030 (mod.5015)

	Thermic 18 3518 BS	Thermic 22 3521 H	Thermic 22 4018 H	Thermic 22 5015 H
code	0.066.0025	0.066.0011	0.066.0012	0.066.0013
operat. pressure	350 bar-5076 psi	350 bar-5076 psi	400 bar-5801 psi	500 bar-7252 psi
delivery rate	1080 l/h-4.75 GPM	1260 l/h-5.55 GPM	1080 l/h-4.75 GPM	900 l/h-3.96 GPM
engine type/hp	B&S Vanguard/18	Honda GX 690/22	Honda GX 690/22	Honda GX 690/22
pump type/RPM	TW/1560 RPM	TW 500/1560 RPM	TW 500/1560 RPM	TW 500/1560 RPM
max. water inlet temp.	60 °C	60 °C	60 °C	60 °C
dimension/weight	118,5x74x102cm/150 Kg-330 lbs	118,5x74x102cm/180 Kg-397 lbs	118,5x74x102cm/180 Kg-397 lbs	118,5x74x102cm/180 Kg-397 lbs